

# An Area Art Gallery

Create your own art gallery pictures. Then determine the area of your picture and write it on the line below.

A = \_\_\_\_\_

A = \_\_\_\_\_

A = \_\_\_\_\_

A = \_\_\_\_\_

A = \_\_\_\_\_

A = \_\_\_\_\_

A = \_\_\_\_\_

A = \_\_\_\_\_

A = \_\_\_\_\_

**BONUS:** Color the picture frame with the greatest area blue and the picture frame with the least area yellow.

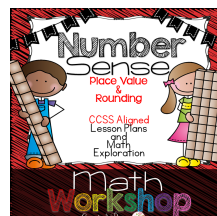
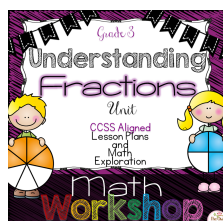
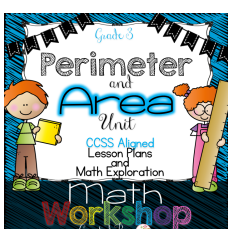
# A Special Thank You!

Thank you so much!



Copyright The Owl Teacher. All rights reserved by author. Permission to copy for single classroom use only. Electronic distribution limited to single classroom use only. Not for public display.

Please consider checking out these other related products:



Math Workshop Units

Don't forget to sign up for my blog's newsletter to get more freebies!

## Credits

